




NAGS Apollo¹ PROJECTS

NAGS Apollo¹ PROJECTS APR 12 2023



200m Individual Medley Final

2023 Apollo Projects NZ Age Group S...

Points Swimmers Files Scoreboard

- Session 1 Wed | 09:10 AM
- Session 2 Wed | LIVE**
- Session 3 Thu | 09:10 AM
- Session 4 Thu | 05:40 PM
- Session 5 Fri | 09:10 AM
- Session 6 Fri | 05:40 PM
- Session 7 Sat | 09:10 AM
- Session 8 Sat | 05:40 PM

Session 2 | Wednesday 05:40 PM






































1	05:40 PM	400m Freestyle Women Fi...
2	06:15 PM	100m Butterfly Men Final
3	06:30 PM	100m Butterfly Women Final
4	06:46 PM	100m Breaststroke Men Fi...
101	07:03 PM	100m Breaststroke Men M...
102	07:09 PM	100m Breaststroke Wome...
5	07:39 PM	200m Individual... LIVE
6	08:02 PM	50m Backstroke Men Final
7	08:16 PM	50m Backstroke Women Fi...
8	08:30 PM	800m Freestyle Men Final 2
9	08:42 PM	4x50m Freestyle Mixed Fin...
90	08:52 PM	4x50m Freestyle Mixed 16 ...

2 **100m Butterfly Men Final** Official



Qualified Heats

Total



Rank	Competitor	Age	Club	RT	FINA	Result
1	Carlisle Caleb	17	Greendale S...	+0.71		55.24 Entry: 56.08 (- 0.84)
2	Lutton Ollie	18	Aquagym S...	+0.69		55.92 Entry: 56.79 (- 0.87)
3	Wang Mason	15	United Swim...	+0.60		56.71 Entry: 58.23 (- 1.52)
4	Heberley Mi...	16	SwimZone R...	+0.61		56.90 Entry: 57.58 (- 0.68)
5	Wrathall Hu...	18	Jasi Swim C...	+0.65		56.93 Entry: 57.94 (- 1.01)
6	Mouat Oliver	16	St Paul's Swi...	+0.61		57.15 Entry: 57.71 (- 0.56)
7	Peck Ryan	17	Parnell Swim...	+0.70		57.32 Entry: 57.20 (+ 0.12)
8	Zhu David	16	Porirua City ...	+0.69		57.48 Entry: 58.56 (- 1.08)
9	Batchelor H...	18	United Swim...	+0.67		57.64 Entry: 59.37 (- 1.73)
10	Seymour Wi...	16	Tasman Swi...	+0.68		58.10 Entry: 59.15 (- 1.05)
11	Li Johnson	18	United Swim...	+0.62		58.48 Entry: 58.85 (- 0.37)
12	Lu Ivan	17	North Shore ...	+0.62		58.50 Entry: 58.76 (- 0.26)
13	Dunkley Alex	18	Roskill Swim...	+0.70		58.81 Entry: 59.19 (- 0.38)
14	Kenny Sam	17	Coast Swim...	+0.67		58.86

	50m: 27.32	100m: 58.86 (31.54)		
15	 Willis Alex	16  Ice Breaker ... +0.61	58.93	Entry: 59.39 (- 0.46)
	50m: 26.99	100m: 58.93 (31.94)		
16	 Kregting Da...	15 Roskill Swim... +0.57	59.15	Entry: 59.28 (- 0.13)
	50m: 27.21	100m: 59.15 (31.94)		
17	 Muchirahon...	14 Swim Rotorua +0.70	59.35	Entry: 1:00.77 (- 1.42)
	50m: 27.70	100m: 59.35 (31.65)		
18	 Cerda (V) C...	14 New Caledo... +0.68	59.42	Entry: 1:00.05 (- 0.63)
	50m: 28.24	100m: 59.42 (31.18)		
19	 Verran Joel	17  Tasman Swi... +0.77	59.50	Entry: 59.45 (+ 0.05)
	50m: 27.76	100m: 59.50 (31.74)		
20	 Perceval Lu...	15  Central Haw... +0.69	1:00.37	Entry: 1:02.11 (- 1.74)
	50m: 27.75	100m: 1:00.37 (32.62)		
21	 Hardie Orla...	14  Hamilton Aq... +0.71	1:00.45	Entry: 1:00.60 (- 0.15)
	50m: 27.31	100m: 1:00.45 (33.14)		
22	 Karpov Savva	14  Onehunga S... +0.72	1:00.61	Entry: 1:02.21 (- 1.60)
	50m: 28.53	100m: 1:00.61 (32.08)		
23	 Alexander Z...	15 Pirates Swim... +0.75	1:00.69	Entry: 1:01.03 (- 0.34)
	50m: 27.86	100m: 1:00.69 (32.83)		
24	 Inwood Ha...	15  Jasi Swim C... +0.78	1:00.71	Entry: 1:02.63 (- 1.92)
	50m: 28.06	100m: 1:00.71 (32.65)		
25	 Yuan Eric	15  Porirua City ... +0.62	1:00.73	Entry: 1:01.83 (- 1.10)
	50m: 27.70	100m: 1:00.73 (33.03)		
26	 Love Jack	16  Blenheim S... +0.68	1:00.98	Entry: 1:01.31 (- 0.33)
	50m: 28.47	100m: 1:00.98 (32.51)		
27	 Salomonss...	14  Kiwi ASC +0.71	1:01.10	Entry: 1:02.90 (- 1.80)
	50m: 28.34	100m: 1:01.10 (32.76)		
28	 Nodanche (...)	14 New Caledo... +0.73	1:01.35	Entry: 1:02.29 (- 0.94)
	50m: 28.15	100m: 1:01.35 (33.20)		
29	 Howat Kayne	14  SwimZone R... +0.66	1:02.01	Entry: 1:02.99 (- 0.98)
	50m: 28.29	100m: 1:02.01 (33.72)		
30	 Ramanui Te ...	14 Pukekohe S... +0.70	1:02.02	Entry: 1:04.02 (- 2.00)
	50m: 28.24	100m: 1:02.02 (33.78)		
31	 Park John	14 St Paul's Swi... +0.60	1:02.04	Entry: 1:02.94 (- 0.90)
	50m: 28.84	100m: 1:02.04 (33.20)		
32	 Tebbutt Nat...	15 St Paul's Swi... +0.74	1:02.33	Entry: 1:03.07 (- 0.74)
	50m: 28.43	100m: 1:02.33 (33.90)		
33	 Feng Andrew	13  North Shore ... +0.63	1:03.00	Entry: 1:04.95 (- 1.95)
	50m: 29.57	100m: 1:03.00 (33.43)		
34	 Candish Bla...	14  Whanganui ... +0.69	1:03.39	Entry: 1:02.73 (+ 0.66)
	50m: 29.18	100m: 1:03.39 (34.21)		
35	 Nicholson B...	15 Howick Paku... +0.68	1:03.41	Entry: 1:03.33 (+ 0.08)
	50m: 29.36	100m: 1:03.41 (34.05)		
36	 Zhang Yeen...	15  Phoenix Aqu... +0.65	1:04.00	Entry: 1:05.41 (- 1.41)
	50m: 29.75	100m: 1:04.00 (34.25)		
37	 Curling Liam	13  Coast Swim... +0.62	1:04.09	Entry: 1:04.90 (- 0.81)



50m: 28.87 100m: 1:04.09 (35.22)

38  **Broadfoot D...** 13  **Pirates Swim...** +0.76 **1:04.14**
Entry: 1:05.07 (- 0.93)



50m: 29.43 100m: 1:04.14 (34.71)

39  **Wilson Joel** 15  **Hokonui Aqu...** +0.76 **1:05.23**
Entry: 1:04.63 (+ 0.60)



50m: 30.02 100m: 1:05.23 (35.21)

40  **Sandford Al...** 13  **Coast Swim...** +0.74 **1:06.64**
Entry: 1:06.89 (- 0.25)

50m: 30.29 100m: 1:06.64 (36.35)

41  **Segers Seb** 13  **United Swim...** +0.71 **1:06.71**
Entry: 1:08.29 (- 1.58)

50m: 30.02 100m: 1:06.71 (36.69)

42  **Narayan Ari** 13  **Hamilton Aq...** +0.72 **1:07.41**
Entry: 1:08.11 (- 0.70)

50m: 31.42 100m: 1:07.41 (35.99)